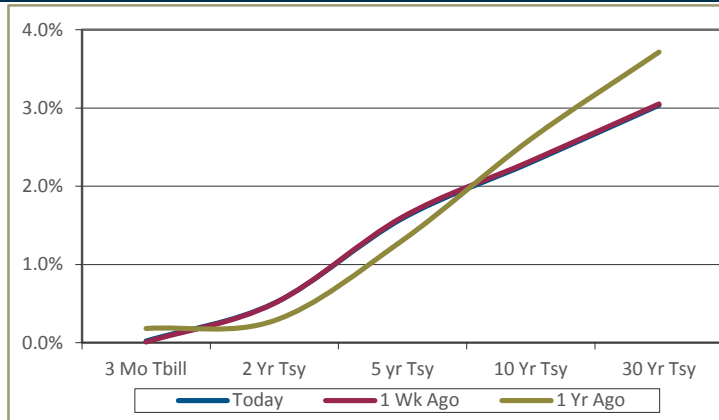


**Week's Top News Stories**

American International Group posted 3Q net income of \$2.19B  
 Publicis Groupe to buy Sapient for \$3.7B  
 CVS reported 3Q EPS of \$1.15 vs. \$1.13 consensus  
 Chrysler Group's 3Q earnings climbed 32% to \$611M  
 Time Warner's 3Q revenue increased 3% to \$6.24B  
 Mondelez Int'l's 3Q earnings fell 11% to \$899M, or \$0.53/share  
 DirectTV's 3Q earnings fell 13% to \$611M  
 AOL's 3Q revenue surged 18% to \$473.4M  
 Wendy's reported earnings of \$22.8M, or \$0.06/share  
 Cott agreed to acquire DSS Group for \$1.25B  
 JP Morgan to cut 3,000 more jobs  
 Humana's 3Q earnings fell to \$290M, or \$1.85/share

**U.S. Treasury Yield Curve**



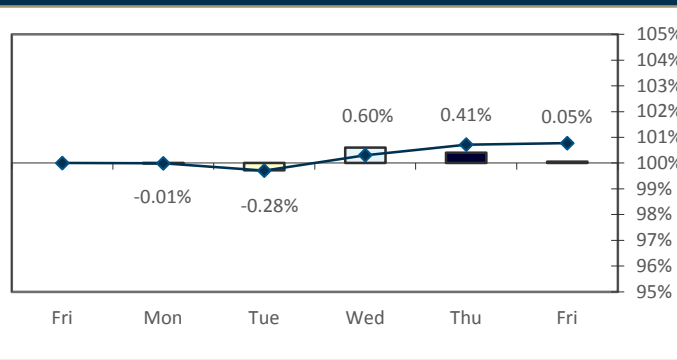
**U.S. Yield Levels**

	Today	1 Wk Ago	1 Yr Ago
LIBOR - 30 Day	0.16%	0.16%	0.17%
Fed Funds	0.09%	0.07%	0.08%
3 Mo Tbill	0.02%	0.01%	0.18%
2 Yr Tsy	0.51%	0.50%	0.29%
5 yr Tsy	1.60%	1.61%	1.31%
10 Yr Tsy	2.31%	2.33%	2.61%
30 Yr Tsy	3.05%	3.06%	3.73%
15 Yr Mortgage	3.04%	3.05%	N/A
30 Yr Mortgage	3.97%	3.93%	N/A
5 Yr AAA Muni	1.20%	1.16%	1.22%
10 Yr AAA Muni	2.20%	2.11%	2.79%
30 Yr AAA Muni	3.06%	3.10%	4.26%

**Equity Market Returns in USD**

	Level	WTD	YTD	1Yr
S&P 500	2,032	0.77%	11.85%	18.70%
S&P Mid Cap	1,430	0.84%	7.79%	14.45%
S&P Sm Cap	679	-0.04%	3.06%	10.53%
EAFE	1,799	-1.01%	-3.40%	0.01%
Sm Cap EAFE	190	-1.35%	-5.67%	-2.16%
Emerging	988	-2.79%	1.07%	0.49%
UK	6,567	-0.7%	-6.9%	-3.2%
Germany	9,292	-1.3%	-12.4%	-5.1%
France	4,190	-1.9%	-12.1%	-9.2%
Japan	16,880	0.3%	-5.3%	2.2%

**S&P 500 Performance for Week**



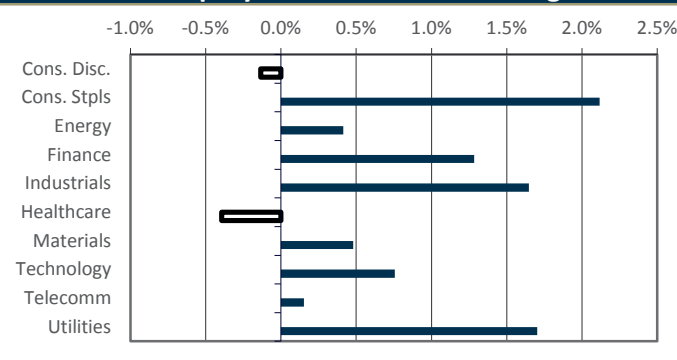
**Currencies vs USD**

Currency	Today	1 Wk Ago	1 Yr Ago
USD/Euro	1.24	1.25	1.34
Yen/USD	114.97	112.10	99.04
USD/GBP	1.58	1.60	1.60
USD/Swiss	1.03	1.04	1.09
Canadian/USD	1.13	1.13	1.04
USD/HKD	0.13	0.13	0.13
USD/Aussie	0.86	0.88	0.95
USD/NZD	0.77	0.78	0.83
USD/HKD	0.13	0.13	0.13
USD/SEK	0.13	0.14	0.15

**US Equity Sectors**

Sector	WTD	YTD	1Yr
Cons. Disc.	-0.13%	2.89%	10.83%
Cons. Stpls	2.12%	13.46%	15.46%
Energy	0.41%	0.68%	5.26%
Finance	1.28%	12.02%	20.67%
Industrials	1.65%	8.44%	16.82%
Healthcare	-0.39%	22.38%	30.08%
Materials	0.48%	6.63%	14.22%
Technology	0.76%	16.97%	26.41%
Telecomm	0.15%	8.61%	7.81%
Utilities	1.70%	25.21%	23.15%

**US Equity Sectors - 1 Week Change**



**Commodities**

	Today	1 Wk Ago	1 Yr Ago
Oil	78.65	80.54	94.20
Natural Gas	4.51	3.96	3.58
Gold	1169.80	1171.60	1308.50
Silver	15.71	16.11	21.66
Palladium	772.55	791.80	759.15
Copper	3.04	3.05	3.25
Platinum	1212.80	1235.20	1456.80
Wheat	5.15	5.33	6.53
Corn	3.68	3.77	4.21
Soybeans	10.37	10.49	12.67

Any data cited have been obtained from sources believed to be reliable. The accuracy and completeness of data cannot be guaranteed. Past performance is no guarantee of future results.

1919 Investment Counsel provides discretionary separate account management and trust services to affluent individuals, families, institutions and foundations.